



NA4H
**NATIONAL ADVOCATES
FOR HEALTH**

Basic Health Care Provision Fund (NPHCDA Gateway) States' Performance Scorecard January - December 2019



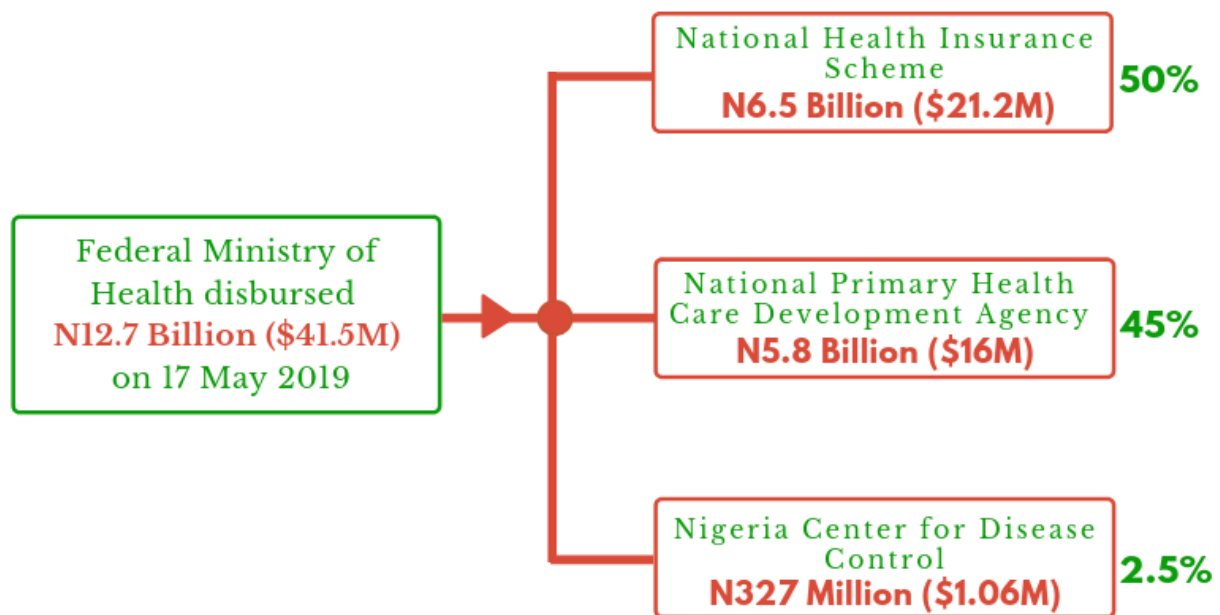
MAP OF NIGERIA SHOWING 36
STATES AND FCT



BHCPF (NPHCDA Gateway) States' Performance Scorecard

January - December 2019

BHCPF Disbursement Status (May 2019)



About the Scorecard

The purpose of this scorecard is to showcase state's readiness, disbursement and utilization of NPHCDA gateway of the BHCPF. The scorecard will be reviewed quarterly and presented to stakeholders with the aim of improving performance and transparency of funds utilization.

The scorecard also made reference to the earlier National Steering Committee's approval of the BHCPF disbursement of N12.7 Billion into NHIS, NPHCDA & NCDC Treasury Single Accounts (TSA) at the Central Bank of Nigeria (CBN) on 17th of May 2019.

Furthermore, the NPHCDA has disbursed N5.552 Billion out of the N5.8 Billion released to the gateway (45% of the available resources), as programmatic funds for the four (4) quarters of 2019 to the TSA of the State Primary Health Care Boards (SPHCBs) of sixteen states namely: Adamawa, Bayelsa, Benue, Ebonyi, Kwara, Nassarawa, Plateau, Osun, Abia, Niger, Delta, Anambra, Edo, Kano, Kaduna, and FCT. These are the states that have functioning TSA and fulfilled the necessary criteria that received available funds at the time of disbursement.



BHCPF (NPHCDA Gateway) States' Performance Scorecard



January - December 2019

States	TSA Account Created	Gateway Funds Disbursed by NPHCDA	Signatories Activated	Facility Baseline Assessment Conducted	Training Conducted
Abia	Green	Green	Green	Green	Green
Adamawa	Green	Green	Green	Green	Red
Akwa-ibom	Green	Red	Green	Red	Red
Anambra	Green	Green	Green	Green	Green
Bauchi	Green	Red	Green	Green	Green
Bayelsa	Green	Green	Green	Red	Red
Benue	Green	Green	Green	Yellow	Red
Borno	Green	Red	Green	Green	Red
Cross river	Green	Red	Green	Red	Red
Delta	Green	Green	Green	Green	Green
Ebonyi	Green	Green	Green	Green	Green
Edo	Green	Green	Green	Green	Yellow
Ekiti	Green	Red	Green	Green	Red
Enugu	Green	Red	Green	Red	Red
FCT	Green	Green	Green	Green	Green
Gombe	Green	Red	Green	Red	Red
Imo	Green	Red	Green	Green	Red
Jigawa	Green	Red	Green	Green	Green
Kaduna	Green	Green	Yellow	Green	Yellow
Kano	Green	Green	Green	Green	Yellow
Katsina	Green	Red	Green	Green	Yellow
Kebbi	Green	Red	Green	Green	Red
Kogi	Green	Red	Green	Red	Red
Kwara	Green	Green	Green	Red	Red
Lagos	Green	Red	Green	Red	Red
Nassarawa	Green	Green	Green	Green	Red
Niger	Green	Green	Green	Green	Green
Ogun	Green	Red	Green	Red	Red
Ondo	Green	Red	Green	Red	Red
Osun	Green	Green	Green	Green	Green
Oyo	Green	Red	Green	Red	Red
Plateau	Green	Green	Green	Red	Red
Rivers	Green	Red	Green	Red	Red
Sokoto	Green	Red	Green	Green	Red
Taraba	Green	Red	Green	Red	Red
Yobe	Green	Red	Green	Green	Yellow
Zamfara	Green	Red	Green	Red	Red



BHCPF (NPHCDA Gateway) States' Performance Scorecard



January - December 2019

Scorecard Scoring Sheet



Indicator	Green	Amber	Red	Data Source
TSA Created	TSA Numbers provided to SPHCBs	TSA processed Central Bank of Nigeria (CBN)	TSA not yet created	NPHCDA BHCPF PIU
Gateway Funds disbursed by NPHCDA	Disbursed funds sited via Online Banking	Disbursed Funds not sited	Funds not disbursed	NPHCDA BHCPF PIU
Signatories activated by Accountant General's Office	TSA Bank Token provided to SPHCBs	Signatories names verified and activated	Signatories names submitted to CBN	NPHCDA BHCPF PIU
Facility Assessment Conducted	Facility assessment completed	Facility Assessment on going	Facility assessment not done	NPHCDA BHCPF PIU
Trainings Conducted	Step-Down trainings completed by states	Training of Trainers done	Trainings not done	NPHCDA BHCPF PIU






BHCPF (NPHCDA Gateway) States' Performance Scorecard

January - December 2019

States	Number of Participating Facilities	Proportion of facilities that received funds in Q4
Abia	292	146 (50%)
Adamawa	226	0
Anambra	330	0
Bayelsa	105	0
Benue	277	0
Delta	268	0
Ebonyi	171	117 (68%)
Edo	192	0
FCT	62	44 (70%)
Kaduna	255	0
Kano	484	0
Kwara	193	0
Nassarawa	147	0
Niger	274	0
Osun	332	319 (96%)
Plateau	325	0

Score Keys

-  0% - 49%
-  50% - 74%
-  75% and above

Note:

12 states are at 0% disbursement as they are yet to fulfill all the criteria to disburse funds to PHCs



BHCPF (NPHCDA Gateway) States' Performance Scorecard



January - December 2019

Recommendations

- Advocate for the conduct and completion of facility assessments in the remaining 16 States.
- Advocate for the conduct and completion of all trainings in 28 states
- Advocate to the Federal Ministry of Finance and the Federal Ministry of Health to disburse all outstanding 2018 and 2019 approved budgets for BHCPF to the 3 Gateways.
- Advocate to the Federal Ministry of Finance and the Federal Ministry of Health to disburse all outstanding GFF funds earmarked for NPHCDA and NHIS gateways
- Advocate to the Federal Ministry of Finance to initiate executive memos for the release of the approved 2020 BHCPF funds which falls under the statutory transfers

Basic Health Care Provision Fund (NPHCDA Gateway)

States' Performance Scorecard



Designed and produced with technical support from [Africa Health Budget Network](#) to promote accountability and transparency of BHCDF in Nigeria